

Anritsu Advancing beyond

Remote Spectrum Monitors

For Remote RF Signal Monitoring

MS27103A

9 kHz to 6 GHz




Introduction

The MS27103A provides 12 RF Input ports as a standard configuration (24 RF Input ports are available with Option 424). This model is typically used with three or six sector BTS architectures, with multiple carriers per sector. A high speed switch is placed in the monitor to provide measurement capability for each RF input. A greater than 30 dB isolation is provided between each RF Input port to assure the integrity of the measurement.

Remote Spectrum Monitor Highlights

- Sweep rates up to 24 GHz/s
- Integrated web server to view, control, and conduct measurements via a web browser (Chrome or Firefox)
- Remote firmware updates
- Watchdog timer to insure long-term stability for remotely deployed monitors
- Low spurious signals for accurate signal discovery
- 20 MHz IF bandwidth
- Low power consumption <11 watts
- Integrated GPS receiver for monitoring location and time synchronization applications
- Gigabit Ethernet available for high speed communications
- Measurements: occupied bandwidth and channel power
- Interference analysis: spectrogram and signal strength
- Dynamic range: >106 dB normalized to 1 Hz BW
- Phase noise: -98 dBc/Hz @ 10 kHz offset at 1 GHz
- Frequency accuracy: < ± 1.5 ppm, < ± 50 ppb with GPS High Accuracy Mode
- IQ block mode and streaming with time stamping for time difference of arrival (TDOA) applications
- Remote control via SCPI commands
- Vision™ software optional for automated spectrum measurements, setting alarms, and geo-locating signal sources



MS27103A Remote Spectrum Monitor
(front and rear sides shown, Option 110 replaces screw terminal with 3-pin AC line receptacle)

Table of Contents

Definitions 3
 Remote Spectrum Monitor 4
 General Specifications 6
 Ordering Information 7

Definitions

All specifications and characteristics apply under the following conditions, unless otherwise stated:

Warm-Up Time	After 10 minutes of warm-up time, where the instrument is left in the On state.
Temperature Range	Over the 23 °C ±5 °C temperature range.
Typical Performance	Typical specifications in parenthesis () describe performance that will be met by a minimum of 80% of all products. They do not include guard bands and are not warranted. Typical specifications that are not in parenthesis are not tested and not warranted. They are generally representative of the nominal characteristic performance.
Uncertainty	A coverage factor of k = 2 is applied to the measurement uncertainties to facilitate comparison with other industry monitors.
Calibration Cycle	Calibration is within the recommended 12 month period. All specifications subject to change without notice. For the most current data sheet, please visit the Anritsu web site: www.anritsu.com

Remote Spectrum Monitor

Frequency		Frequency Range	9 kHz to 6 GHz (tunable to 0 Hz)	
		Tuning Resolution	1 Hz	
		Frequency Reference	Accuracy: ± 1.5 ppm ($25\text{ }^\circ\text{C} \pm 25\text{ }^\circ\text{C}$) ± 1.0 ppm/year aging < ± 50 ppb with GPS on	
		Frequency Span	10 Hz to 6 GHz	
Sweep Speed		Typical (full span FTT mode)		
		10 kHz RBW	5 GHz/s	
		30 kHz RBW	12 GHz/s	
		3 MHz RBW	24 GHz/s	
Bandwidth		Resolution Bandwidth (RBW)	10 Hz to 3 MHz in 1–3 sequence (–3 dB bandwidth)	
		Video Bandwidth (VBW)	10 Hz to 3 MHz in 1–3 sequence (–3 dB bandwidth) (auto or manually selectable)	
Spectral Purity		SSB Phase Noise @ 1 GHz	(-98 dBc/Hz) @ 10 kHz offset (-98 dBc/Hz) @ 100 kHz offset	
Amplitude Ranges		Dynamic Range	> 106 dB (2.4 GHz), 2/3 (TOI-DANL) in 1 Hz RBW	
		Measurement Range	DANL to Maximum Continuous Input	
		Reference Level Range	–150 dBm to +30 dBm	
		Attenuator Range	0 dB to 50 dB in 5 dB steps	
		Amplitude Units	Log Scale Modes: dBm, dB μ V	
		Maximum Continuous Input		
		100 MHz to 6 GHz, ≥ 10 dB attenuation	+22 dBm ^a , ± 50 VDC	
		300 kHz to 6 GHz, < 10 dB attenuation	+10 dBm ^a , ± 50 VDC	
		9 kHz to 6 GHz, preamp on	–10 dBm, ± 50 VDC	
			a. For lower frequencies, derate maximum continuous input by 4 dB per decade	
Amplitude Accuracy		Attenuation ≤ 40 dB, preamp off for frequencies less than 100 kHz		
		Port 1 (dB)	Ports 2 to 12 (dB, typical)	Option 424 (24 Ports) Ports 13 to 24 (dB, typical)
		9 kHz to 5 GHz	± 2.5	± 3.0
		> 5 GHz to 6 GHz	± 3.0	± 3.5
Displayed Average Noise Level (DANL)		RBW normalized to 1 Hz, 0 dB attenuation (Port 1 is specified. All other ports are typical and within 1 dB of the specified values)		
		Preamp Off, Reference Level –20 dBm		Preamp On, Reference Level –50 dBm
		Port 1 (dBm)	Typical (dBm)	Port 1 (dBm)
		10 MHz to 3.3 GHz	–140	–145
		> 3.3 GHz to 4.1 GHz	–133	–152
		> 4.1 GHz to 5 GHz	–130	–148
		> 5 GHz to 6 GHz	–115	–133
				–160
				–155
				–152
				–141
Spurs		Typical		
		Residual Spurious	RF input terminated, 0 dB input attenuation, preamp off (< –80 dBm), 10 MHz to 4.5 GHz (< –70 dBm), >4.5 GHz to 6.0 GHz	
			RF input terminated, 0 dB input attenuation, preamp on (< –95 dBm), 10 MHz to 5.0 GHz (< –88 dBm), 16 MHz to 18 MHz (< –85 dBm), >5.0 GHz to 6.0 GHz	
		Input-Related Spurious	< –60 dBc, 0 dB attenuation, –30 dBm input, carrier offset > 5 MHz	
Second Harmonic Distortion		Typical; 0 dB attenuation, –30 dBm input		
		50 MHz	(–50 dBc)	
		> 50 MHz to 200 MHz	< –60 dBc	
		> 200 MHz to 3000 MHz	< –60 dBc	
Third-Order Intercept (TOI)		Typical; preamp off, –20 dBm tones 100 kHz apart, 0 dB attenuation, reference level –20 dBm		
		800 MHz	(+7 dBm)	
		2400 MHz	(+17 dBm)	
		200 to 2200 MHz	+10 dBm	
		>2.2 GHz to 5.0 GHz	+8 dBm	
		>5.0 GHz to 6.0 GHz	+14 dBm	

Remote Spectrum Monitor (continued)

VSWR	< 2.5:1 typical				
Signal Processing					
Data Types	I/Q time series: 8, 10, 16 or 24 bit resolution Spectrum trace: 100 to 4000 points				
Data Transfer Modes	I/Q time series or spectrum trace in streaming or block mode				
I/Q Data Streaming Rate	Gapless on 100Base-T network, Up to 2.6 MHz signal bandwidth				
I/Q Data Time Stamp Resolution	8.7 ns				
Antenna Port Isolation					
	Typical				
≤ 3 GHz	> 40 dB				
> 3 GHz	> 30 dB				
I/Q Recording Time Typical					
Signal Bandwidth	Output Data Rate	I/Q Bit Resolution			
	MSPS	24 bits	16 bits	10 bits	8 bits
20 MHz	76.25 / 3	1.3 s	2.5 s	3.8 s	5 s
13.3 MHz	76.25 / 4	1.7 s	3.4 s	5 s	6.7 s
6.67 MHz	76.25 / 8	3.4 s	6.7 s	10.1 s	13.4 s
2.67 MHz	76.25 / 20	8.4 s	16.8 s	25.2 s	33.6 s
1.33 MHz	76.25 / 40	16.8 s	33.6 s	50.4 s	1.12 min
667 kHz	76.25 / 80	33.6 s	1.12 min	1.68 min	2.24 min
267 kHz	76.25 / 200	1.4 min	2.8 min	4.2 min	5.6 min
133 kHz	76.25 / 400	2.8 min	5.6 min	8.39 min	11.19 min
66.7 kHz	76.25 / 800	5.6 min	11.19 min	16.79 min	22.38 min
26.7 kHz	76.25 / 2000	13.99 min	27.98 min	41.97 min	55.96 min
13.3 kHz	76.25 / 4000	27.98 min	55.96 min	1.4 h	1.87 h
6.67 kHz	76.25 / 8000	55.96 min	1.87 h	2.8 h	3.73 h
2.67 kHz	76.25 / 20000	2.33 h	4.66 h	6.99 h	9.33 h
1.33 kHz	76.25 / 40000	4.66 h	9.33 h	13.99 h	18.65 h

General Specifications

Setup Parameters

System Status	Temperature, Serial Number, Firmware Version, Options Installed, Self Test, Application Self Test, GPS
System Options	Name, Date and Time, Reset (Factory Defaults, Master Reset, Update Firmware)
Directory Management	Sort Method (Name/Type/Date), Ascend/Descend, Internal/USB, Copy
Internal Trace/Setup Memory	4 GB internal memory available for storing files
Mode Switching	Automatically stores/recalls most recently used setup parameters in the mode

Connectors

RF In	12 SMA(f) ports, 50 Ω 24 SMA(f) ports, 50 Ω (optional)
External Power	11 W, ± 20 VDC to ± 70 VDC (110/220 VAC optional)
Ethernet	One RJ45 connector for Gbit LAN, 2nd port optional for daisy chain
USB	Two USB Type A connectors
External Reference In	10 MHz, +10 dBm max, +5 VDC max, BNC(f)
GPS	SMA(f)

Regulatory Compliance

European Union	EMC 2014/30/EU, EN 61326:2013, CISPR 11/EN 55011, IEC/EN 61000-4-2/3/4/5/6/8/11 Low Voltage Directive 2014/35/EU Safety EN 61010-1:2010 RoHS Directive 2011/65/EU applies to instruments with CE marking placed on the market after July 22, 2017
Australia and New Zealand	RCM AS/NZS 4417:2012
South Korea	KCC-REM-A21-0004
Canada	ICES-1(A)/NMB-1(A)

Environmental

	MIL-PRF-28800F Class 3
Operating Temperature Range	0 °C to 50 °C
Storage Temperature Range	-40 °C to 71 °C
Maximum Relative Humidity	95 % RH at 30 °C, non-condensing
Vibration, Sinusoidal	5 Hz to 55 Hz
Vibration, Random	10 Hz to 500 Hz
Half Sine Shock	30 g _n
Altitude	4600 meters, operating and non-operating

ESD

RF Input Pin	Withstands up to ± 4 kV
--------------	-----------------------------

Size and Weight

Size	480 mm x 90 mm x 300 mm (18.9 in x 3.5 in x 11.8 in)
Weight	12-port: 3.9 kg (8.9 lb) 24-port: 4.5 kg (9.9 lb)

Warranty




Instrument	Standard three-year warranty
------------	------------------------------

Ordering Information



Model Number	Description
MS27103A	Spectrum Monitor with 12 SMA(f) Input Ports (requires frequency option below)
Option Number	Description
MS27103A-0128	Vector Signal Analysis Enabled (use with MX280005A)
MS27103A-0706	9 kHz to 6 GHz Frequency Range
MS27103A-0110	110/220 VAC Power Supply input
MS27103A-0412	Two Ethernet Ports
MS27103A-0424	Expands Input Ports to 24 SMA(f)
MS27103A-0400	Vision Monitor Enabled
MS27103A-0401	Vision Locate Enabled (requires Option 400 above)
MS27103A-0407	Vision High-Speed Port Scanner Enabled
MS27103A-0486	Vision Coverage Mapping (requires Option 407)

Accessories

Accessory	Description	Accessory	Description
	2000-1528-R Magnet Mount, SMA(m) with 5 m (16.4 ft) cable, requires 5 VDC (included with instrument)		2000-1371-R Ethernet Cable, 2.13 m (7 ft) (included with instrument)
	760-287-R Large Transit Case with Wheels and Handle		

Training at Anritsu

Anritsu has designed courses to help you stay up to date with technologies important to your job. For available training courses, visit: www.anritsu.com/training



• United States

Anritsu Americas Sales Company
450 Century Parkway, Suite 190,
Allen, TX 75013, U.S.A.
Phone: +1-800-Anritsu (1-800-267-4878)

• Canada

**Anritsu Electronics Ltd.
Americas Sales and Support**
450 Century Parkway, Suite 190,
Allen, TX 75013, U.S.A.
Phone: +1-800-Anritsu (1-800-267-4878)

• Brazil

Anritsu Eletronica Ltda.
Praça Amadeu Amaral, 27 - 1 Andar
01327-010 - Bela Vista - Sao Paulo - SP, Brazil
Phone: +55-11-3283-2511
Fax: +55-11-3288-6940

• Mexico

Anritsu Company, S.A. de C.V.
Blvd Miguel de Cervantes Saavedra #169 Piso 1,
Col. Granada, Mexico, Ciudad de Mexico,
11520, MEXICO
Phone: +52-55-4169-7104

• United Kingdom

Anritsu EMEA Ltd.
200 Capability Green,
Luton, Bedfordshire, LU1 3LU, U.K.
Phone: +44-1582-433200
Fax: +44-1582-731303

• France

Anritsu S.A.
12 avenue du Québec, Immeuble Goyave,
91140 VILLEBON SUR YVETTE, France
Phone: +33-1-60-92-15-50

• Germany

Anritsu GmbH
Nemetschek Haus, Konrad-Zuse-Platz 1,
81829 München, Germany
Phone: +49-89-442308-0
Fax: +49-89-442308-55

• Italy

Anritsu S.r.l.
Spaces Eur Arte, Viale dell'Arte 25, 00144 Roma, Italy
Phone: +39-6-509-9711

List Revision Date: 20230901

• Sweden

Anritsu AB
Kistagången 20 B, 2 tr, 164 40 Kista, Sweden
Phone: +46-8-534-707-00

• Finland

Anritsu AB
Technopolis Aviapolis, Teknobulevardi 3-5 (D208.5.),
FI-01530 Vantaa, Finland
Phone: +358-20-741-8100

• Denmark

Anritsu A/S
c/o Regus Winghouse, Ørestads Boulevard 73, 4th
floor,
2300 Copenhagen S, Denmark
Phone: +45-7211-2200

• Spain

**Anritsu EMEA Ltd.
Representation Office in Spain**
Paseo de la Castellana, 141.
Planta 5, Edificio Cuzco IV
28046, Madrid, Spain
Phone: +34-91-572-6761

• Austria

Anritsu EMEA GmbH
Am Belvedere 10, A-1100 Vienna, Austria
Phone: +43-(0)1-717-28-710

• United Arab Emirates

**Anritsu EMEA Ltd.
Anritsu A/S**
Office No. 164, Building 17, Dubai Internet City
P. O. Box - 501901, Dubai, United Arab Emirates
Phone: +971-4-3758479

• India

Anritsu India Private Limited
6th Floor, Indiqube ETA, No.38/4, Adjacent to EMC2,
Doddanekundi, Outer Ring Road,
Bengaluru - 560048, India
Phone: +91-80-6728-1300
Fax: +91-80-6728-1301

• Singapore

Anritsu Pte. Ltd.
1 Jalan Kilang Timor, #07-04/06 Pacific Tech Centre
Singapore 159303
Phone: +65-6282-2400
Fax: +65-6282-2533

• Vietnam

Anritsu Company Limited
16th Floor, Peakview Tower, 36 Hoang Cau Street,
O Cho Dua Ward, Dong Da District, Hanoi, Vietnam
Phone: +84-24-3201-2730

• P.R. China (Shanghai)

Anritsu (China) Co., Ltd.
Room 2701-2705, Tower A, New Caohejing
International Business Center No. 391 Gui Ping Road
Shanghai, 200233, P.R. China
Phone: +86-21-6237-0898
Fax: +86-21-6237-0899

• P.R. China (Hong Kong)

Anritsu Company Ltd.
Unit 1006-7, 10/F., Greenfield Tower, Concordia Plaza,
No. 1 Science Museum Road, Tsim Sha Tsui East,
Kowloon, Hong Kong, P.R. China
Phone: +852-2301-4980
Fax: +852-2301-3545

• Japan

Anritsu Corporation
8-5, Tamura-cho, Atsugi-shi, Kanagawa, 243-0016
Japan
Phone: +81-46-296-6509
Fax: +81-46-225-8352

• South Korea

Anritsu Corporation, Ltd.
8F, A TOWER, 20, Gwacheondaero 7-gil, Gwacheon-si,
Gyeonggi-do, 13840, Republic of Korea
Phone: +82-2-6259-7300
Fax: +82-2-6259-7301

• Australia

Anritsu Pty. Ltd.
Unit 20, 21-35 Ricketts Road,
Mount Waverley, Victoria 3149, Australia
Phone: +61-3-9558-8177
Fax: +61-3-9558-8255

• Taiwan

Anritsu Company Inc.
7F, No. 316, Sec. 1, NeiHu Rd., Taipei 114, Taiwan
Phone: +886-2-8751-1816
Fax: +886-2-8751-1817